

# REETRAKT

Ultra-Low Profile, Soft-Tissue Retractor



INSIGHTRA<sup>®</sup>  
MEDICAL



# REETRAKT

Ultra-Low Profile, Soft-Tissue Retractor

A completely new, ultra-low profile approach to small incision, soft-tissue retraction that improves surgical access and field of view.

ReeTrakt is a new ultra-low profile retraction system that allows better access and visibility to the surgical field, and is designed to minimize tissue damage and eliminate secondary electrosurgery burns.

Just pull ReeTrakt from the blister package, peel, stick and you're ready to retract. The simple strap allows rapid and infinitely adjustable retraction. Use as many as you need, or as few as two - ReeTrakt is self-stabilizing. For even more convenience, ReeTrakt can be placed above or below surgical drapes.

**ReeTrakt provides stable soft-tissue retraction for surgical procedures including –**

- AV Fistula
- Smaller Plastics Procedures
- Lumpectomies
- Cut Downs
- Emergency Room
- Small Facial Procedures
- Many More...

When the case is done, ReeTrakt is removed by peeling low and slow, then simply disposed of. So not only do you eliminate reprocessing and sterilization time – and associated costs – but there's no risk of cross contamination. No chance of missing parts. No worn out ratchets or bent tips.

And because ReeTrakt is smaller, easier to use, and significantly less intrusive than any retraction system you've ever tried, it simplifies any procedure and lets your surgical team concentrate on the operation, not the retraction.



*Range of specialized Tips.*



*Vascular*



*Head & Neck*



Every aspect of ReeTrakt has been optimized for lower profile, less intrusive soft-tissue retraction.

Ultra-Low Profile for Maximum Access, Minimal Intrusion

Ergonomic Grips makes Placement Easier

Clear Polycarbonate, View Surgical Field Without Glare

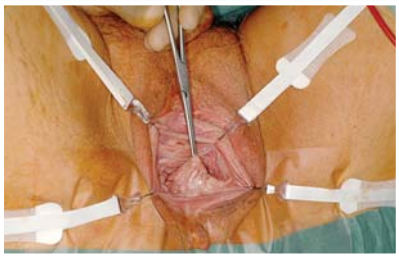
Tyvek™ Strap Adjusts Quickly, Follows Body Contours

Simple – Hook and Loop – Attachment Between Base and Strap

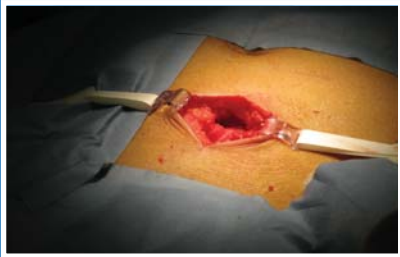
Ultra-Low Profile Flexible Adhesive Base

Latex Free

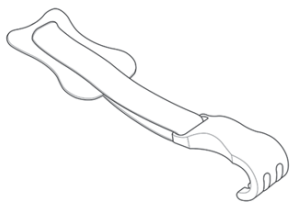
Vaginal



Abdominal

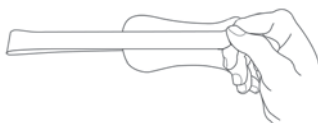


## Using ReeTrakt – It's as Easy as 1-2-3



### 1 Place

Open the blister pack, peel the backing from the adhesive base, and place on a clean, dry part of the patient. The ReeTrakt base will adhere securely.



### 2 Retract

Use the simple hook and loop strap attachment to establish exactly the retraction tension required. Use as many as you need, or as few as two.



### 3 Dispose

Remove the retraction strap, remove the base from the patient's skin by peeling low and slow, and dispose. You're done – and the low profile ReeTrakt allowed the best visibility possible.

A range of sizes and tips allows use of ReeTrakt for a variety of small incision, soft-tissue procedures.

3PAW SMALL	3PAW MEDIUM	4PAW LARGE	5mm HOOK SHARP	5mm HOOK BLUNT
RTK-3PAWS	RTK-3PAWM	RTK-4PAWL	RTK-HTIPS5	RTK-HTIPB5

Contact your local sales representative or agent for a full range of available ReeTrakt products.

**INSIGHTRA**  
MEDICAL

9200 Irvine Center Drive, Ste. 200  
Irvine, CA 92618 USA • [www.insightra.com](http://www.insightra.com)

© 2010 Insigntra Medical Inc. USA, All trademarks are owned by their respective companies

**CE** 0086

Part number :  
DO4-0054-001 Rev. D