


# FREEDOM – VENTRAL

Hernia Repair System



**INSIGHTRA**<sup>®</sup>  
MEDICAL

# FREEDOM – VENTRAL

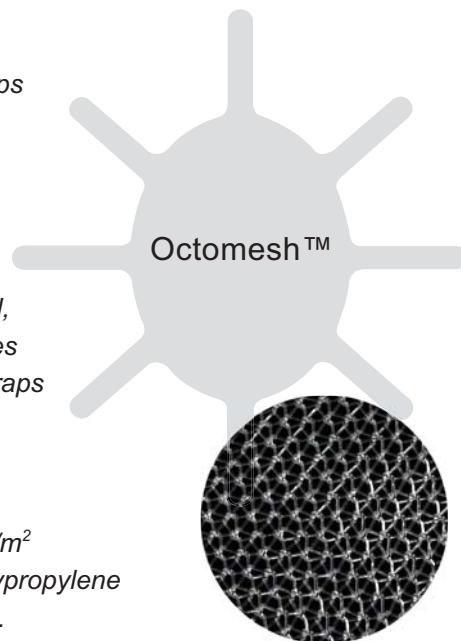
Hernia Repair System

A breakthrough enhancement to the standard sublay approach.

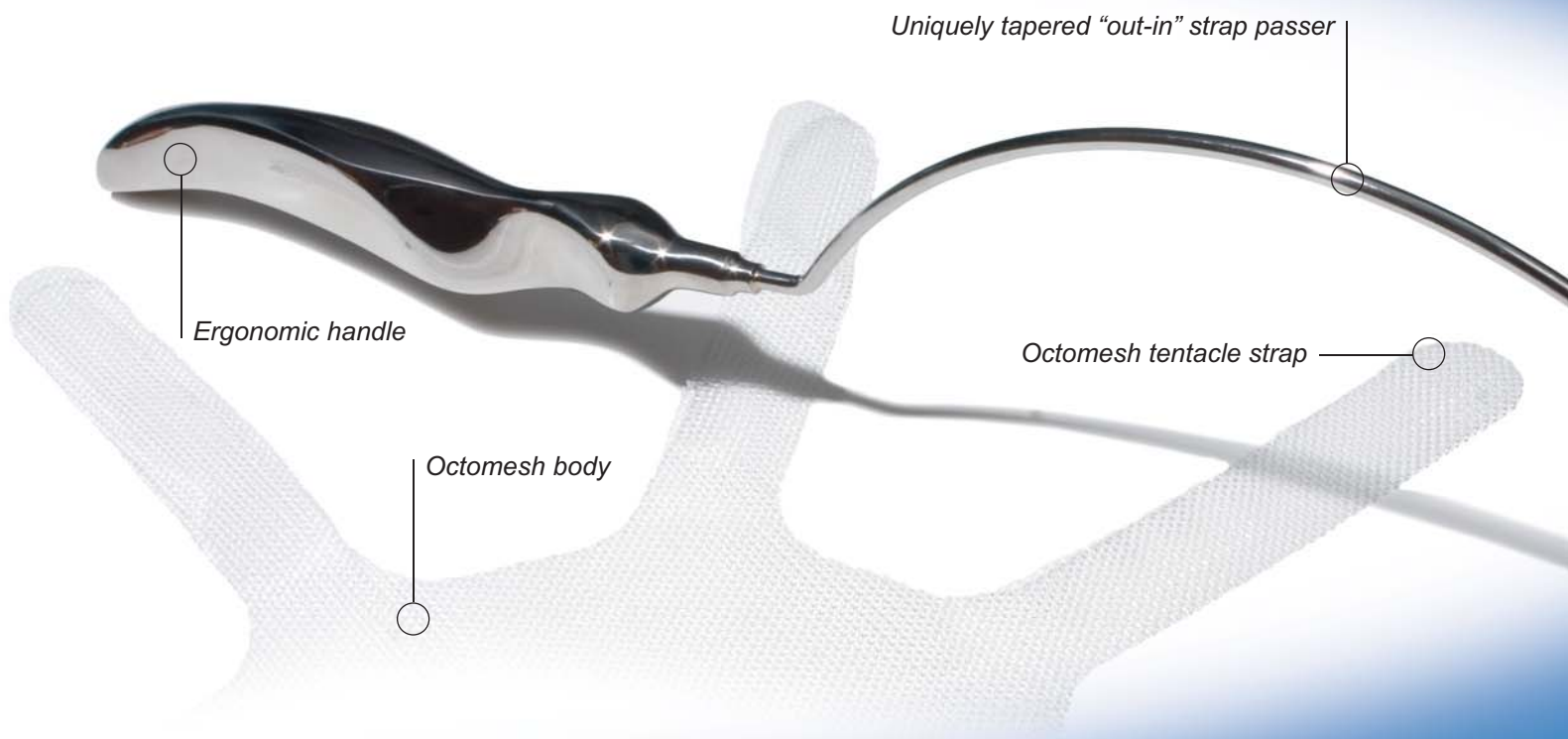
Inshitra's Freedom™ Ventral Hernia Repair kit is an innovative solution that eliminates the need for complicated, time-consuming mesh suturing. Building upon validated sublay surgery techniques, it is designed around a new mesh implant called Octomesh™. While it looks similar to standard implant bodies, Octomesh has eight integrated radiating arms, which can be quickly and simply tunneled through the muscles of the abdominal wall using a simple “out-in” strap passer approach to give secure frictional placement.

*Eight tentacle straps radiating from the Octomesh™ body can be simply tunneled through the muscles of the abdominal wall, requiring no sutures or tacks. These straps are held securely in place by friction.*

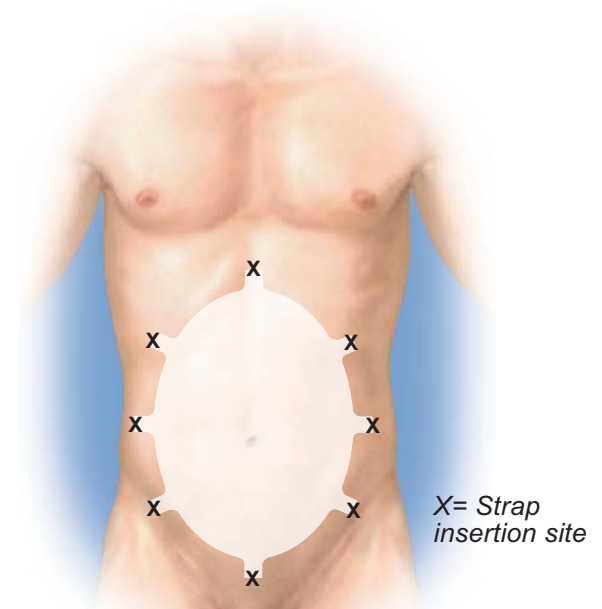
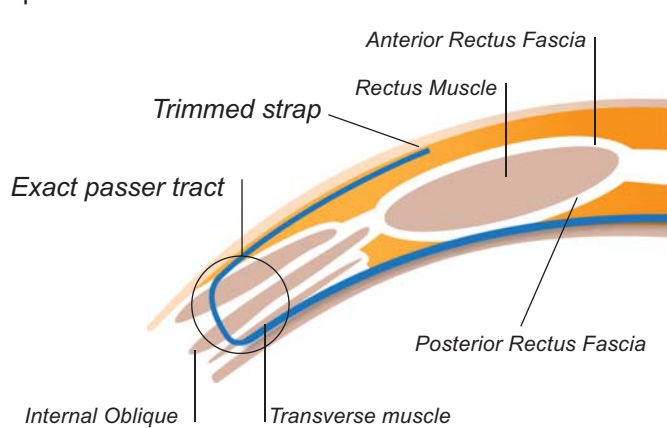
*Light weight -55 g/m<sup>2</sup>  
Type I, knitted polypropylene mesh construction.*



Density (gr/m <sup>2</sup> )	PP filament thickness (mm)	Porosity (%)
55	0.15	76



Octomesh's large central body covers well beyond the borders of the defect and is held securely in place by friction alone, making point fixation obsolete. Once deployed, the Octomesh's tentacles hold the implant in place during the critical early post-operative period. The combination of broader implant with no suture fixation makes the Octomesh "frictional-placement" process simple and tension-free.



Octomesh is designed to allow broad placement of mesh in a tension-free manner. Ensuring proper overlap addresses a major cause of recurrence.

## Unique Tentacle Straps

- Validated securing method used for years in Gyn surgery
- Brings placement maneuvers closer to the surgeon
- Eliminates classic point fixation with sutures or tacks
- Secure frictional placement
- Faster procedure time

Over  
1 Kg of  
pullout  
force per  
strap<sup>(1) (2)</sup>

(1) Malik B, Lambaudie E, Collinet P, Dubois P, Cosson M (2007) "Mechanical resistance of synthetic meshes for incontinence or prolapse surgery." *Int Urogynecol J* 18:183-187

(2) Alcalay M, Livne M, Shidlovsky D, Hod E. "Pullout force of polypropylene mesh deployed by endofast reliant fastener - A comparative study in a sheep model." *ICS Congress 2009 Abstract* 543

# FREEDOM – VENTRAL

Hernia Repair System


INSIGHTRA<sup>®</sup>  
MEDICAL

Octomesh frictional-placement is simple and tension-free.  
Available in five different sizes, Octomesh enables:

- Broader implant placement
- Reduced procedure time
- Smaller incisions
- Suture-free fixation
- Short learning curve

The Freedom Ventral Hernia Repair kit comprises a unique “out-in” needle and an Octomesh implant (available in five different sizes). The implant is placed using a validated sublay technique. By obviating the need for complex suture passes and point fixation, this solution delivers significant benefits.<sup>(3)</sup>

The innovative Freedom Ventral Hernia Repair kit is designed to simplify the standard sublay approach to ventral hernia repair. Surgeons will find the process easy to learn, while patients will experience excellent post operative comfort.



**Convenient ready-to-use kit**

*Freedom Ventral yields reliable, repeatable, stable placement of the implant,<sup>(3)</sup> which is essential during the crucial initial healing phase.*

Code	Width	Length	Code
X Small	12 cm	15 cm	AM1216
Small	15 cm	25 cm	AM1526
Medium	20 cm	30 cm	AM2132
Large	28 cm	35 cm	AM2836
X Large	35 cm	40 cm	AM3546

Freedom – Ventral VHR is manufactured by Assut Europe S.p.a.  
Zona Industriale - 67062 Magliano dei Marsi (AQ) - Italy

(3) Amato, et al. “The use of a tailored mesh with special design for ventral hernia repair: Preliminary report.” *Hernia*(2009) 13 (Suppl. 1):S73-S104. P.50

INSIGHTRA<sup>®</sup>  
MEDICAL

9200 Irvine Center Drive, Ste. 200  
Irvine, CA 92618 USA • [www.insightra.com](http://www.insightra.com)

© 2011 Inshightra Medical Inc. USA, All trademarks are owned by their respective companies

CE 0373

Part number :  
DO5-0063-001-Rev. B