



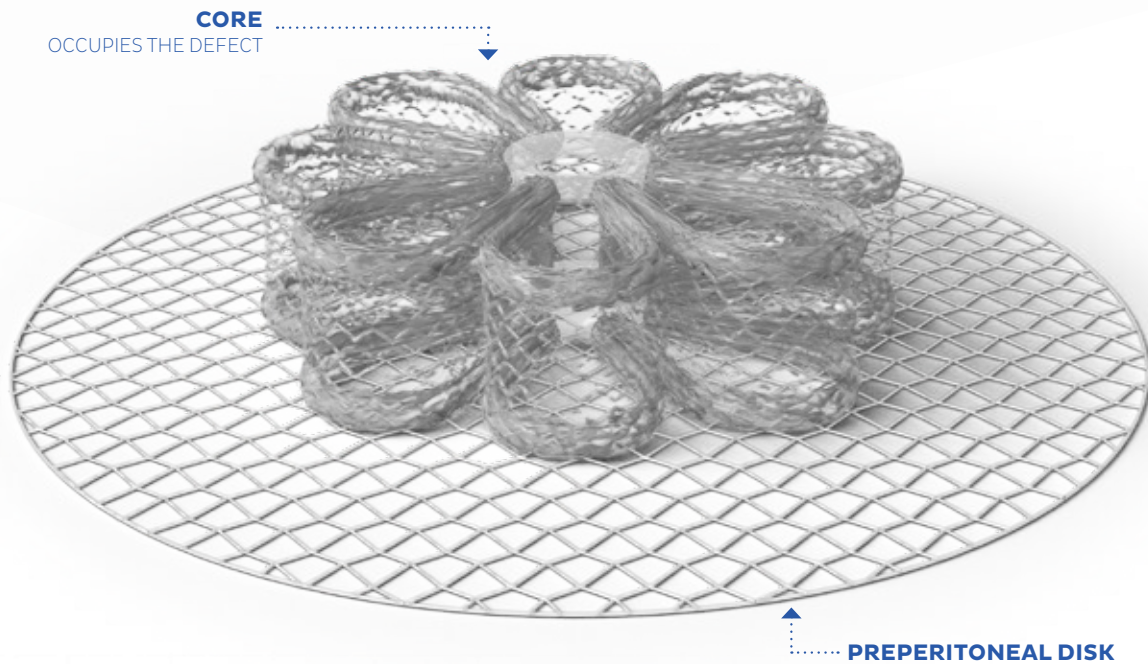
FREEDOM **PROFLOR**[™]
INGUINAL HERNIA REPAIR SYSTEM

It's Your Choice

From Tension-Free to Fixation-Free

ProFlor™ - designed for fixation-free inguinal hernia repair.

The Freedom ProFlor Inguinal Hernia Repair System, designed for open, fixation-free inguinal hernia repair, is comprised of a large porous polypropylene implant and a unique delivery device.



EXISTING CLINICAL PROBLEM

Point fixation and onlay mesh can increase the incidence of pain^{1,2,3}

FREEDOM PROFLOR SOLUTION

Dynamic Core

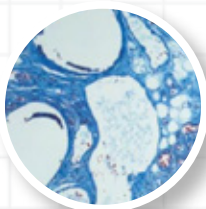
The combination of the core and the disk is designed to provide fixation-free placement

No Onlay Component

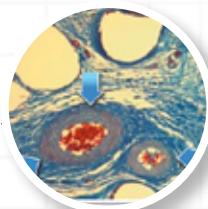
Less invasion of the anterior space

Healthy Tissue In-growth⁴

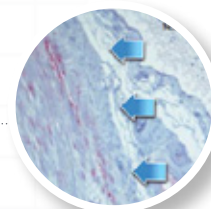
PORCINE HISTOLOGY RESULTS AT 8 MONTHS



HEALTHY CONNECTIVE TISSUE



WELL-STRUCTURED ARTERIES



MATURE NERVE STRUCTURE

Confidence in Outcomes

Over 375 patients in 11 clinical studies and 5 case series since 2009[^]

Randomized, controlled trial to evaluate immediate post-op pain following ProFlor™ and Lichtenstein open inguinal hernia repair⁵

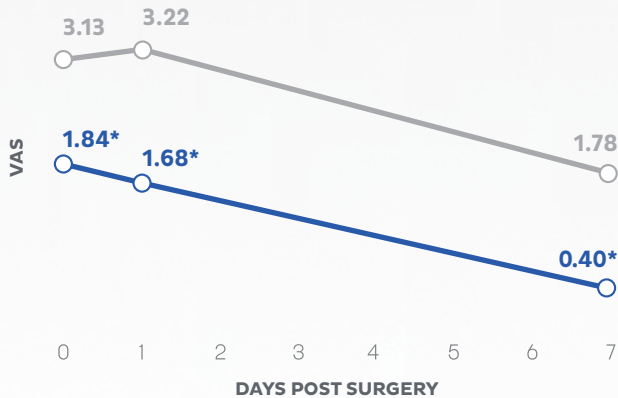
The ProFlor Group showed:

- 43% reduction in Operative Time*
- 6x reduction in post-op analgesics*
- Significantly less pain at POD 7* (VAS)
- Significantly improved Quality of Life* (CCS™)

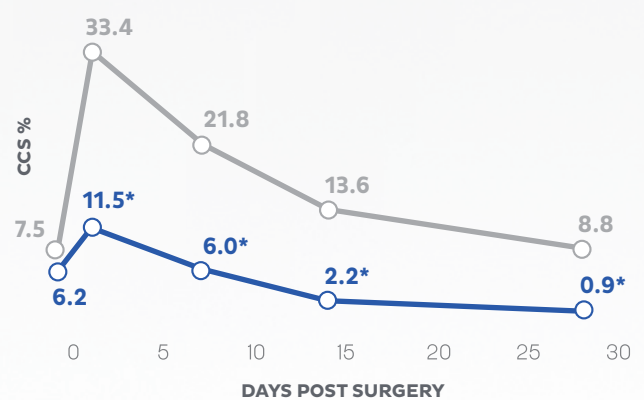
TRIAL RESULTS: POST-OP PAIN AND QoL⁵

○ Lichtenstein (n=23) ○ ProFlor (n=25)

PAIN ASSESSMENT ON VISUAL ANALOG SCALE (VAS)

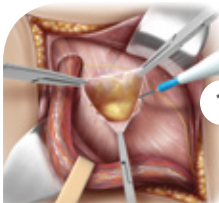


PAIN ASSESSMENT ON CAROLINAS COMFORT SCALE

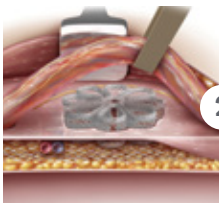


[^]Data on file | *Statistically significant (p<0.01)

Direct Inguinal Hernia Repair[†]



1 Open the transversalis fascia and create a preperitoneal pocket for the disk.

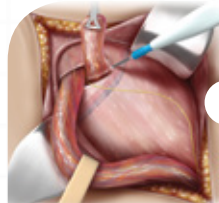


2 Insert ProFlor into the defect and deploy the disk in the preperitoneal space.

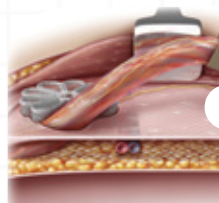


3 Position the transversalis fascia around the perimeter of the core.

Indirect Inguinal Hernia Repair[†]



1 Dissect the indirect hernia sac completely free from the cord structures and the internal ring. Create a preperitoneal pocket for the disk.







2 Insert ProFlor through the internal ring and deploy the disk in the preperitoneal space.



3 Position the transversalis fascia around the perimeter of the core. Adjust the petals to accommodate the cord structures.

[†]Procedural summary only. Refer to ProFlor Instructions for Use for step-by-step guidance on the complete procedural sequence.

PRODUCT ORDERING INFORMATION

	ORDER CODE	CONTENTS	CORE SIZE	PREPERITONEAL DISK SIZE AND SHAPE
	FIHR25mm	(1) each 25mm implant	25mm (2.5cm)	6cm Round
	FIHR25mmK	(1) 25mm implant with delivery kit		
	FIHR40mm	(1) each 40mm implant	40mm (4cm)	7cm Round
	FIHR40mmK	(1) 40mm implant with delivery kit		
	FIHR25mmE	(1) each 25mm Extended implant	25mm (2.5cm)	8cm x 10cm Ovoid
	FIHR25mmEK	(1) 25mm Extended implant with delivery kit		
	FIHR40mmE	(1) each 40mm Extended implant	40mm (4cm)	8cm x 10cm Ovoid
	FIHR40mmEK	(1) 40mm Extended implant with delivery kit		

ORDER CODE	DESCRIPTION	CONTENTS
FDIS	Freedom delivery instrument set	(1) 25mm delivery instrument, (1) 40mm delivery instrument, (1) disk tool
FMFT	Freedom mesh flattening tool	(5) disk tools

*Not all products available in all regions.

REFERENCES

- George S. Ferzli, Eric Edwards, Georges Al-Khoury, RoseMarie Hardin. Postherniorrhaphy Groin Pain and How to Avoid It. Surgical Clinics of North America, Volume 88, Issue 1, February 2008, Pages 203-216. ISSN 0039-6109, <http://dx.doi.org/10.1016/j.suc.2007.10.006>.
- Kim-Fuchs C, Angst E, Vorburger S, Helbling C, Candinas D, Schlumpf R. Prospective randomized trial comparing sutured with sutureless mesh fixation for Lichtenstein hernia repair: long-term results. Hernia. 2012 Feb;16(1):21-7. doi: 10.1007/s10029-011-0856-3. Epub 2011 Jul 26.
- Willaert W, De Bacquer D, Rogiers X, Troisi R, Berrevoet F. Open Preperitoneal Techniques versus Lichtenstein Repair for elective Inguinal Hernias. Cochrane Database of Systematic Reviews 2012, Issue 7. Art. No.: CD008034. doi: 10.1002/14651858.CD008034.pub2.
- Amato G. et al. A New Prosthetic Implant for Inguinal Hernia Repair: It's features in a Porcine Experimental Model. Artif Organs, 35(8):E181-E190 (2011)
- Murphy J. et al. A Comparative Clinical Study to Evaluate the Effectiveness of ProFlor vs. Lichtenstein for Inguinal Hernia Repair. Hernia (2014) 18 (Suppl 1): S45-S46



9200 Irvine Center Drive, Ste. 200 • Irvine, CA 92618 USA • www.insightra.com

©2015 Inshightra Medical Inc. USA. Freedom ProFlor is a trademark of Inshightra Medical Inc.
Please consult product labels and inserts for any indications, contraindications, hazards, warnings, precautions and instructions for use.

Does not contain natural rubber latex. | Part number : DO5-0065-001 Rev.E